

**10:00 – 10:15 What is a Wiki?**

**10:15 - 10:30 Showing the options**

- Implementing wiki into your lessons
- How students can implement it into their lessons

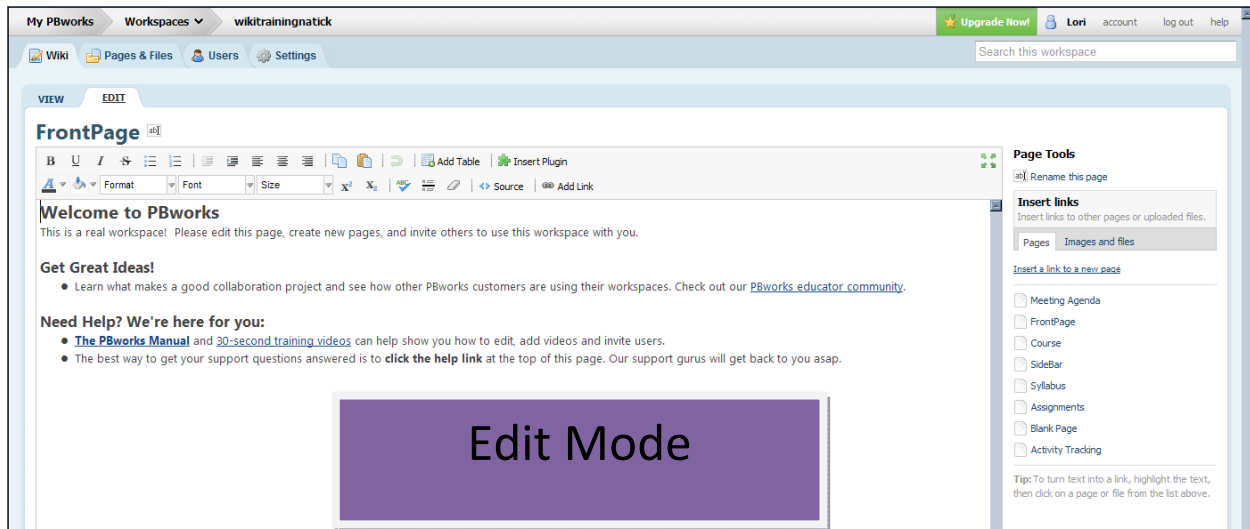
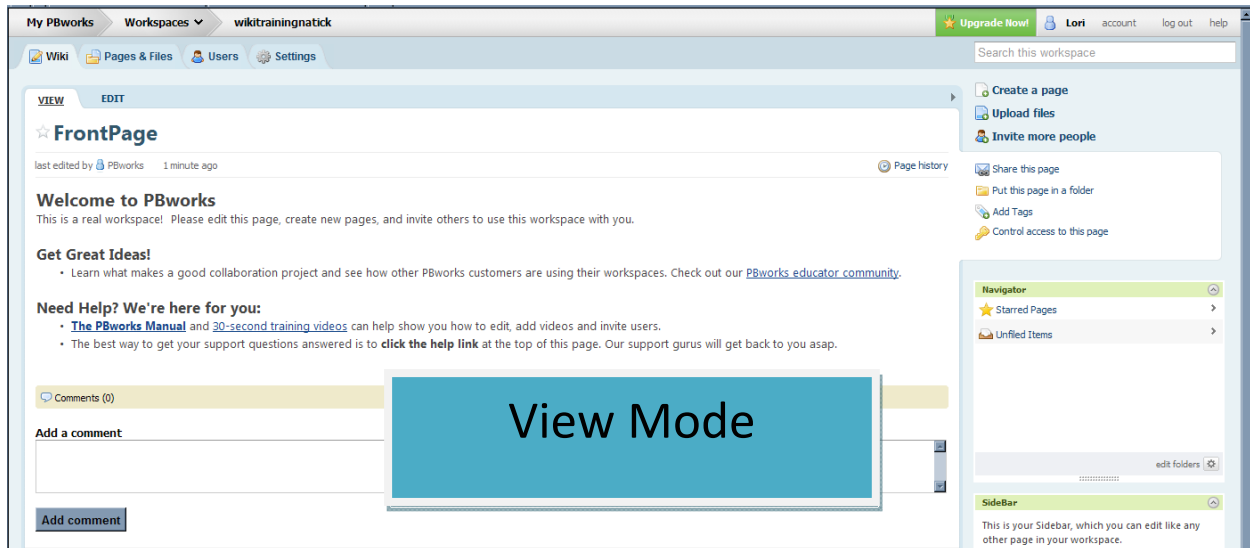
**10:30 - 11:30 Moving around pbworks.com**

**11:30 - 12:00 Explore!!**

1. What is a Wiki?
  - *Reference:* Wikis in Plain English, video
  - Program to use: [www.Pbworks.com](http://www.Pbworks.com)
2. Showing the options
  - Implementing wikis into your lessons  
<http://advancewebdesign.pbworks.com/>
  - How student can implement wikis into their work  
<http://historyoftheinternet2.pbworks.com/>
  - Advice from PBwiki  
<http://pbworks.com/content/edu-classroom-teachers>
3. Setting up your account?
  - For Education → Sign up → Basic

#### 4. Wiki as an administrator (setting up your wiki)

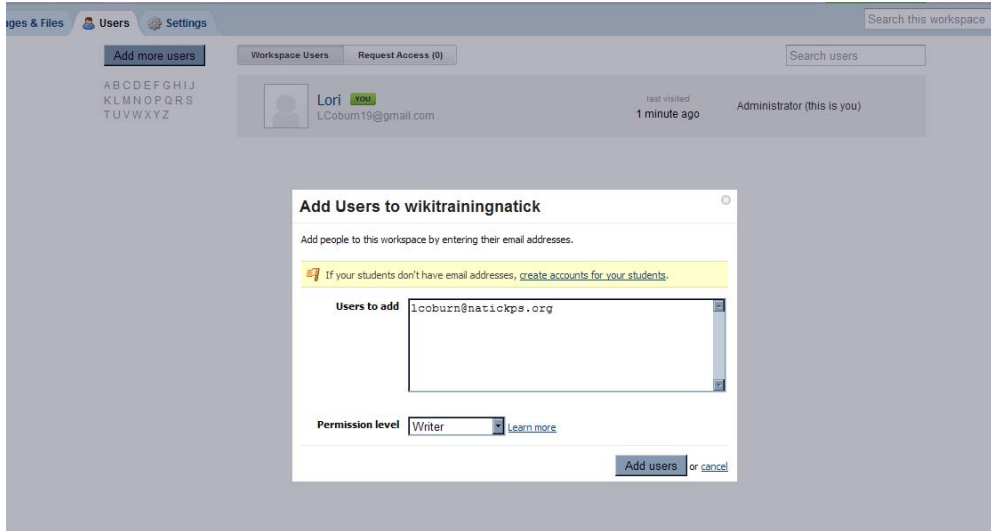
- View vs. Edit
- Working in Edit: text, images, videos, links to pages & helpful pages



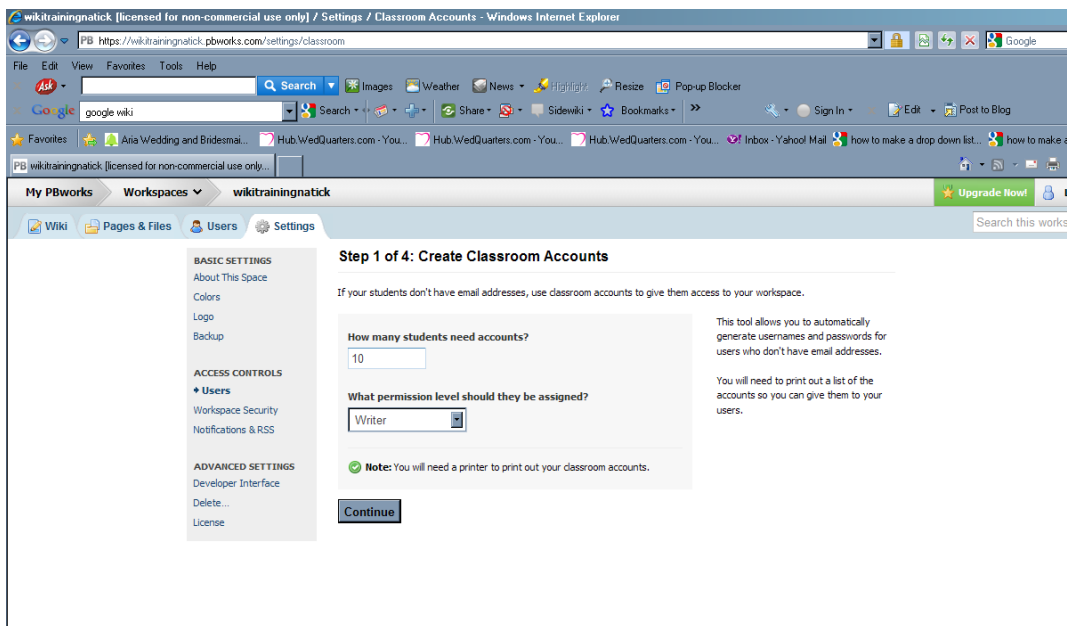
- Working in view: Create a page, Sidebar & Layout
- Settings: Colors, Security & Users

- Users:

If your students do have an e-mail address



If your students do not have an e-mail address



- Product

Create a Wiki account and wiki home page which focuses on a unit which you cover in your class. The wiki should include:

- Home page with an introduction to your wiki space
- One image or video on home page
- A link to four additional wiki sub-pages (the wiki sub-pages do not need to have anything posted on them, the students will do that part!)

